

FEniCS Course

Lecture 1: Introduction to FEniCS

Contributors
Anders Logg



FENICS
PROJECT

What is FEniCS?

FEniCS is an automated programming environment for differential equations

- C++/Python library
- Initiated 2003 in Chicago
- 1000–2000 monthly downloads
- Part of Debian and Ubuntu
- Licensed under the GNU LGPL



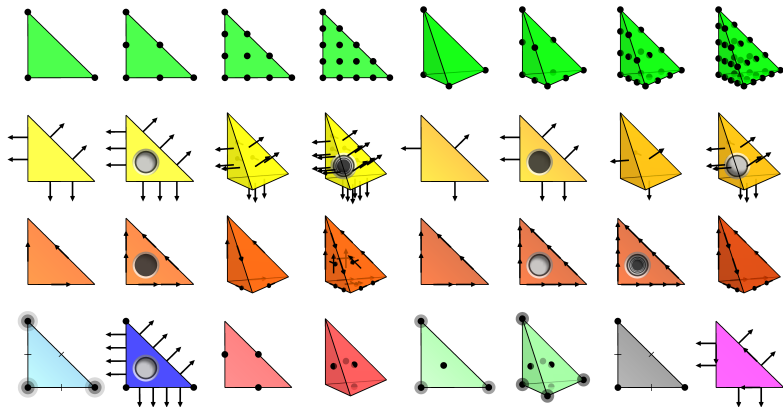
<http://fenicsproject.org/>

Collaborators

*Simula Research Laboratory, University of Cambridge,
University of Chicago, Texas Tech University, KTH Royal
Institute of Technology, Chalmers University of Technology, ...*

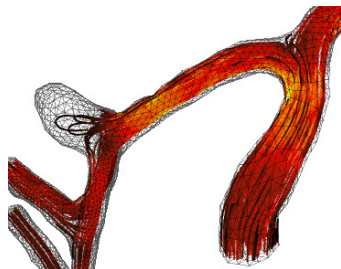
FEniCS is automated FEM

- Automated generation of basis functions
- Automated evaluation of variational forms
- Automated finite element assembly
- Automated adaptive error control



What has FEniCS been used for?

Computational hemodynamics



- Low wall shear stress may trigger aneurysm growth
- Solve the incompressible Navier–Stokes equations on patient-specific geometries

$$\begin{aligned}\dot{u} + u \cdot \nabla u - \nabla \cdot \sigma(u, p) &= f \\ \nabla \cdot u &= 0\end{aligned}$$

Computational hemodynamics (contd.)



```
# Define Cauchy stress tensor
def sigma(v,w):
    return 2.0*mu*0.5*(grad(v) + grad(v).T) -
        w*Identity(v.cell().d)

# Define symmetric gradient
def epsilon(v):
    return 0.5*(grad(v) + grad(v).T)

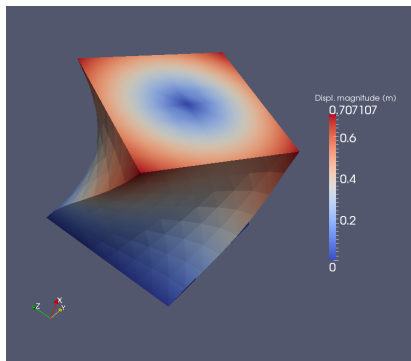
# Tentative velocity step (sigma formulation)
U = 0.5*(u0 + u)
F1 = rho*(1/k)*inner(v, u - u0)*dx + rho*inner(v,
    grad(u0)*(u0 - w))*dx \
    + inner(epsilon(v), sigma(U, p0))*dx \
    + inner(v, p0*n)*ds - mu*inner(grad(U).T*n,
        v)*ds \
    - inner(v, f)*dx
a1 = lhs(F1)
L1 = rhs(F1)

# Pressure correction
a2 = inner(grad(q), k*grad(p))*dx
L2 = inner(grad(q), k*grad(p0))*dx - q*div(u1)*dx

# Velocity correction
a3 = inner(v, u)*dx
L3 = inner(v, u1)*dx + inner(v, k*grad(p0 -
    p1))*dx
```

- The Navier–Stokes solver is implemented in Python/FEniCS
- FEniCS allows solvers to be implemented in a minimal amount of code

Hyperelasticity



```
class Twist(StaticHyperelasticity):  
  
    def mesh(self):  
        n = 8  
        return UnitCube(n, n, n)  
  
    def dirichlet_conditions(self):  
        clamp = Expression(("0.0", "0.0", "0.0"))  
        twist = Expression(("0.0",  
            "y0 + (x[1]-y0)*cos(theta)  
            - (x[2]-z0)*sin(theta) - x[1]",  
            "z0 + (x[1]-y0)*sin(theta)  
            + (x[2]-z0)*cos(theta) - x[2]"))  
        twist.y0 = 0.5  
        twist.z0 = 0.5  
        twist.theta = pi/3  
        return [clamp, twist]  
  
    def dirichlet_boundaries(self):  
        return ["x[0] == 0.0", "x[0] == 1.0"]  
  
    def material_model(self):  
        mu = 3.8461  
        lambda =  
            Expression("x[0]*5.8+(1-x[0])*5.7")  
  
        material = StVenantKirchhoff([mu, lambda])  
        return material  
  
    def __str__(self):  
        return "A cube twisted by 60 degrees"
```

- CBC.Solve is a collection of FEniCS-based solvers developed at CBC
- CBC.Twist, CBC.Flow, CBC.Swing, CBC.Beat, ...

How to use FEniCS?

Hello World in FEniCS: problem formulation

Poisson's equation

$$\begin{aligned} -\Delta u &= f && \text{in } \Omega \\ u &= 0 && \text{on } \partial\Omega \end{aligned}$$

Finite element formulation

Find $u \in V$ such that

$$\underbrace{\int_{\Omega} \nabla u \cdot \nabla v \, dx}_{a(u,v)} = \underbrace{\int_{\Omega} f v \, dx}_{L(v)} \quad \forall v \in V$$

Hello World in FEniCS: implementation

```
from dolfin import *

mesh = UnitSquareMesh(32, 32)

V = FunctionSpace(mesh, "Lagrange", 1)
u = TrialFunction(V)
v = TestFunction(V)
f = Expression("x[0]*x[1]")

a = dot(grad(u), grad(v))*dx
L = f*v*dx

bc = DirichletBC(V, 0.0, DomainBoundary())

u = Function(V)
solve(a == L, u, bc)
plot(u)
```

Basic API

- Mesh, Vertex, Edge, Face, Facet, Cell
 - FiniteElement, FunctionSpace
 - TrialFunction, TestFunction, Function
 - grad(), curl(), div(), ...
 - Matrix, Vector, KrylovSolver, LUSolver
 - assemble(), solve(), plot()
-
- Python interface generated semi-automatically by SWIG
 - C++ and Python interfaces almost identical

Installation



Official packages for Debian and Ubuntu



Drag and drop installation on Mac OS X



Binary installer for Windows



Automated installation from source

<http://fenicsproject.org/download/>

The FEniCS challenge!

Install FEniCS on your laptop!

<http://fenicsproject.org/download/>

Does it work?

```
from dolfin import *  
  
mesh = UnitCubeMesh(16, 16, 16)  
plot(mesh)  
interactive()
```

